



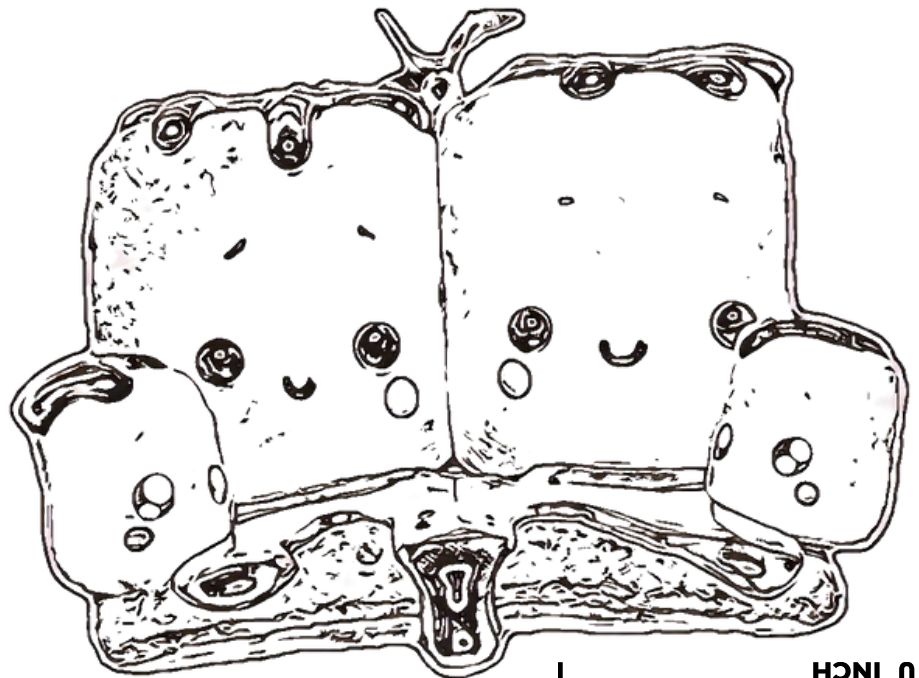
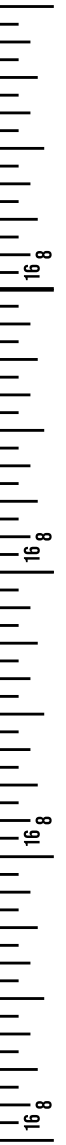
WATCH NOW

# Measurements in grams/mm S'Mores Family Ornament

Amounts of Clay you  
**have on hand:**

Clay Color	Grams	[mm] using <a href="#">size chart</a>
White	20g	4 x 40mm
Brown	5g	40mm

4 inch



4 inch



0 INCH

0 INCH



Amounts of Clay you  
**need to make each part:**

<b>Part</b>	<b>Grams</b>	<b>[mm] using <a href="#">size chart</a></b>
Cookie	5g	1x 40mm
Adult (x2)	8g	1x 40mm + 1x NO.6
Baby (x2)	5g	1 x 40mm

### **Helpful Videos:**

How to get the perfect cookie shade



[using gel food colors](#)  
[using pre-colored clay](#)



# Material List for S'more Family Ornament

## MATERIALS YOU WILL NEED:

Foam Clay Set (pre-colored), or Foam Clay Set + Food coloring, or White Clay.

Silicone mold

Dotting tools

Posca Pen

Bag Balm

4mm Glass safety eyes

Hot Glue Sticks

Hot Glue Gun


Eye shadow

Gorilla Glue

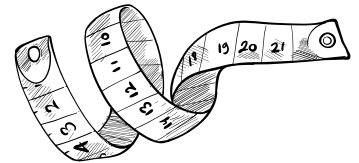
20mm Eye Pin

Fishing line or other string


[What Clay I use](#)



[Size chart I use](#)



[What Scale I use](#)



Some Tool suggestions:

[Complete Tool Set](#)

[Advanced Clay tools](#)

[Basic Tool Set](#)