




WATCH NOW

# Measurements in grams/mm


## Funny Halloween Cats

Clay Colors you need to  
**have on hand:**


White
Black
Orange
Purple
Yellow/green



4 inch



4 inch



0 INCH



Amounts of Clay you  
need to make each part:

Part	Grams	using <a href="#">size chart</a>
Body	10g	2 x 40mm
Eyeball (2)	0.14g	12mm
Pupils (2)	0.04g	9mm
Mouth	0.04g	9mm*
Ear (2)	0.14g	12mm
Inner ear (2)	%	1/2 x 9mm
toe (3)	%	1/3 x 12mm
tail	0.4g	NO. 3
nose	%	5mm
hat (top)	5g	40mm
hat (bottom)	2g	33mm
hat eyeball (2) hat mouth tongue	0.04g	9mm
Teeth	%	1/4 9mm
Hat detail	0.7g	NO. 4*



# Material List for Funny Halloween Cats

## MATERIALS YOU WILL NEED:

Foam Clay (pre-colored)

Size Chart

Some Tool sets suggestions:

[Complete Tool Set](#)

[Advanced Clay tools](#)

[Basic Tool Set](#)

[What Scale I use](#)

