



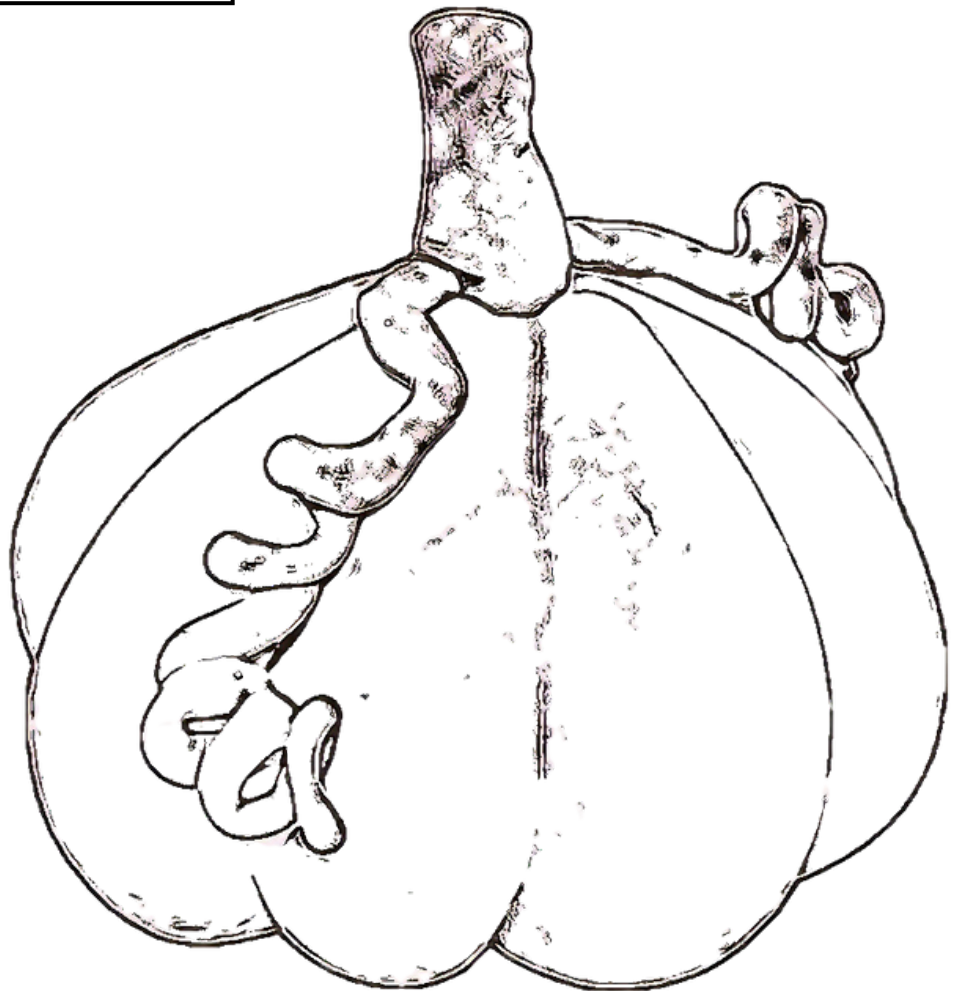
WATCH NOW

# Measurements in grams/mm

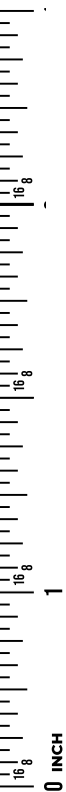
## Easy Pumpkin

Clay Colors you need to  
**have on hand:**

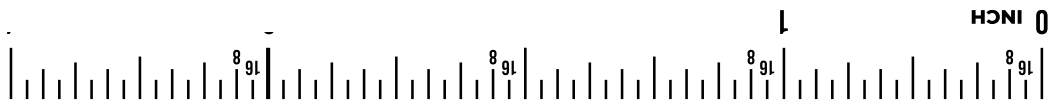
White/(or any Pumpkin Color)
Brown
Green



4 inch



4 inch



0 INCH



Amounts of Clay you  
need to make each part:

<b>Part</b>	<b>Grams</b>	using <a href="#">size chart</a>
1st layer	~30g	% (Hand full)
Pumpkin ribs	~15-20g	% (hand full)
Stem (6inch): Brown Green	5g 0.3g	40mm NO. 3
Vine (10 inch) Green Brown	1.7g 1.7g	NO. 5 NO. 5



# Material List for Easy Pumpkin

## MATERIALS YOU WILL NEED:

Foam Clay

Food Colors (Brown, Green)

Size Chart

Eyeshadow

Some Tool sets suggestions:

[Complete Tool  
Set](#)

[Advanced Clay  
tools](#)

[Basic Tool Set](#)

[What Scale I use](#)

